

SPECIAL PUBLICATION

NUMBER 1

SOUTHEASTERN ARCHAEOLOGICAL CONFERENCE

Pottery Type Descriptions

The following pottery type descriptions were originally published in the Newsletter of the Southeastern Archaeological Conference, Volumes 1 and 2, which are now out-of-print. Only the type descriptions which have not been reprinted elsewhere are included. No changes have been made in the original type descriptions to bring them up-to-date, with the exception of later references added to the bibliographies. The original reference to the type description, which should be used in referencing, is on the line directly under the name of the type. This is followed by either the type description or the reference where the description was reprinted.

Bettye J. Broyles  
Editor, SEAC  
W. Va. Geological Survey  
Morgantown, West Virginia

ALEXANDER DENTATE STAMPED

Vol. 1, No. 1      Haag 1939:5

Name was changed to Wheeler Dentate Stamped (Sears and Griffin 1950a)


ALEXANDER INCISED

Vol. 1, No. 1      Haag 1939:7


Paste- Technique of manufacture unknown; temper consists of about 25% clean, well-rounded, white sand grains about .25 mm. or less in size; texture fine, well consolidated; hardness 2 to 2.5; color of paste core black to light ochraceous buff, usually exterior and interior fired to mouse gray or occasionally exterior fired to vinaceous cinnamon to depth of 1 to 2 mm. with interior smudged black.

Surface Finish and Decoration- Smoothed; incised rectilinear or curvilinear lines, often chevron or parallel lines with oblique cross lines between; width of lines vary from .8 mm. to 4 mm. wide. Rim bosses of type found on O'NEAL PLAIN usually accompany the incising; vessel covered from lip to base usually; this type of incising may appear on vessels in combination with pinched or zone stamped.

Form- Rim flares slightly and diameter at lip about 20 cm.; rarely a large cup with vertical sides and no rim area except where set off by decoration;



ALEXANDER INCISED



ALEXANDER PINCHED

lip rounded and flattened usually, rarely flattened and with transverse incised lines 3 mm. long; rarely rounded; shape a large vertical sided cup or flaring-mouth pot; base unknown; thickness: lip, 5-7 mm.; rim, 5-12 mm.; walls 5-10 mm.

Range of Type- Throughout shell mounds of Pickwick, Wheeler, and Wilson Basins in Northern Alabama.

Chronological Position of Type in Range- Always overlies fibre tempered ware types and in turn is overlain by shell tempered ware types usually called Tennessee-Cumberland.

Bibliography- Fowke 1928:452-453, Pl. 84.

Additional References- Wimberly and Tourtelot 1941:23; Ford and Quimby 1945:64; Willey 1949a:360; Heimlich 1952:12; Wimberly 1960:80.

### ALEXANDER PINCHED

Vol. 1, No. 1

Haag 1939:9

Paste- Technique of manufacture unknown; temper of well rounded sand grains .25 mm. or less in size, constitute at least 25% of volume; texture fine, well consolidated; hardness 2 to 2.5; color of paste black to dull gray, rarely fired on exterior to orange-red from 1.5 to 5 mm., usually exterior and interior fired to mouse gray.

Surface Finish and Decoration- Smoothed; small ridges produced by pinching the moist material between thumb-nail and index finger-nail; the design usually consists of pinched ridges arranged in parallel rows, occasionally arranged so that a diamond shaped pattern results; rarely haphazard pinched ridges; rim usually incised with 5 or less parallel lines about 2 mm. wide and very shallow, and about 3 mm. apart; first line 1 to 1.5 cm. below lip; row of bosses as described in O'NEAL PLAIN occur about 8 mm. below lip; the pinched ridges may cover whole vessel from rim to base or may be restricted to circular bands about body of vessel.

Form- Rim flares slightly and a wide-mouth pot results about 20 cm. in diameter at lip rim; area usually set off by decoration; lip rounded and incised with radial straight lines on outer slope of lip; base shape unknown; thickness: lip, 9-5 mm.; rim, 11-5 mm.; wall, 6.5 to 10 mm., usually 8 mm.

Range of Type- Throughout Pickwick, Wilson, and Wheeler Basins shell mounds in Northern Alabama.

Chronological Position of Type in Range- Always overlies fibre tempered ware and is in turn overlain by shell tempered pottery generally called Tennessee-Cumberland.

Bibliography- Fowke 1928:452-453, Pl. 84 (No description included).


Additional References- Wimberly and Tourtelot 1941:23-26; Ford and Quimby 1945:64-65; Heimlich 1952:12; Clay 1963:205-208.

### BELDEAU INCISED

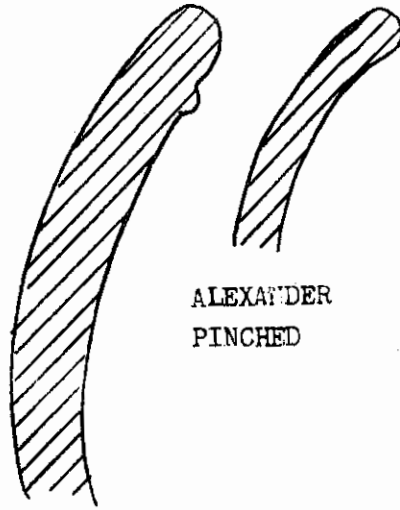
Vol. 1, No. 3

Ford and Willey 1939a:1-2

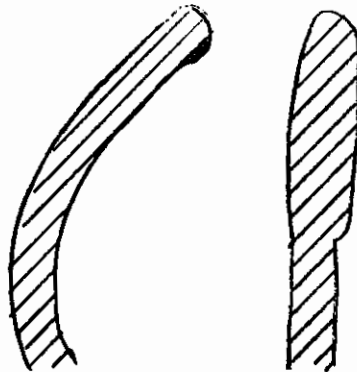
Reprinted: Ford 1951:81-83



ALEXANDER INCISED




ALEXANDER PINCHED



BLUFF CREEK SIMPLE STAMPED

RIM PROFILES -- Inner Surfaces to left.



BLUFF CREEK SIMPLE STAMPED

BIBB PLAIN

Vol. 2, No. 2

Jennings and Fairbanks 1940:2

Reprinted: Fairbanks 1956:79

BLUFF CREEK PUNCTATED

Vol. 1, No. 1

Haag 1939:4

Name changed to Wheeler Punctated (Sears and Griffin 1950a).

BLUFF CREEK SIMPLE STAMPED

Vol. 1, No. 1

Haag 1939:12

Paste- Technique of manufacture unknown; temper of crushed limestone particles 1.5 mm. or less in diameter, 20 to 25% proportion; texture medium fine, well consolidated; hardness 2.0 to 2.5; paste core usually black fired to light drab to 1.5 mm. depth in walls and 5 mm. in base on exterior and interior, sometimes dried pinkish-buff throughout; rarely paste core neutral gray fired to pinkish-cinnamon to 1.5 mm. depth on exterior.

Surface Finish and Decoration- Entire vessel covered by malleations from a die incised with longitudinal grooves 1.5 to 4 mm. wide so that a series of grooves and ridges result on the vessel; ridges usually about 3 to 6 cm. long and applied horizontally or parallel to lip, but often impressions overlap one another; vessel covered with impressions from lip to base.

Form- No whole vessels known; rim slightly flaring or vertical with an added rim strip applied over stamping carried to lip, then rim strip stamped; rim strip 18 to 32 mm. wide; lip rounded or rounded and flattened; body globular and pot-shaped, about 20 to 25 cm. diameter at shoulder; base flat and rounded (not well known); thickness: lip 6 mm.; rim 6 to 9 mm., usually 6; wall 4.5 to 10 mm., 7 mm. most common; base 8 mm.

Chronological Position of Type in Range- Always overlies fibre tempered ware types and is in turn overlain by shell tempered pottery types generally called Tennessee-Cumberland. Relation of BLUFF CREEK SIMPLE STAMPED to sand tempered pottery types is not stratigraphically clear.

Additional References- Haag 1942:517; Heimlich 1952:18.

BREWTON HILL COMPLICATED STAMPED



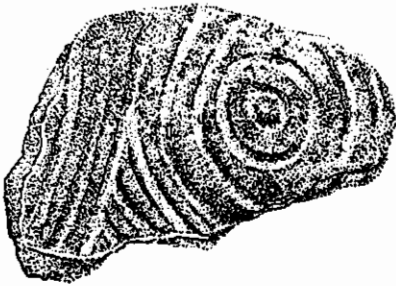
Vol. 1, No. 5

Caldwell and Waring 1939a:5

Paste- Method of manufacture: coiling; Temper: fine grit and sand in considerable quantities; Texture: medium to fine; Hardness: 2.0-3.0; Color: core ranges from buff through dark gray to black; exterior surface ranges from yellow through orange to black; interior surface buff to black.

Surface Finish- Interiors roughly smoothed, occasionally burnished. Tool marks are sometimes visible.

6



BREWTON HILL COMPLICATED STAMPED

Decoration- Technique: stamped with a large and elaborately carved paddle.  
Design: characteristically fine, the lands low and quite distinct. The design elements consist of spiral interlocking scrolls and concentric circles. The "figure eight" which is common on SAVANNAH COMPLICATED STAMPED is more elaborate in BREWTON HILL COMPLICATED STAMPED. Generally the latter is more finely executed and shows a greater variety of elements than the former. Distribution: over the entire exterior of the vessel.

Form- Rim: straight, not tapered; Lip: squared; Body: cylindrical, elongate with straight, slightly flaring sides which taper down to the base; Base: round and conical; Thickness: average 7 mm.; Appendages: none.

Usual Range of Type- As in the case of the SAVANNAH COMPLICATED STAMPED, very little can be said concerning the range of this type until a closer comparison can be made between it and the whole series of complicated stamped types. There are apparently close affiliations between BREWTON HILL COMPLICATED STAMPED and SWIFT CREEK COMPLICATED STAMPED.

Chronological Position of the Type in Range- This type is a late part of the Deptford Complex which lies above the St. Simons Complex and below the Wilmington, the Savannah and Irene Complexes. Associations: provisionally, this type is a late component of the Deptford Complex which also contains DEPTFORD LINEAR CHECK STAMPED, DEPTFORD BOLD CHECK STAMPED, and DEPTFORD SIMPLE STAMPED.

#### CHASE INCISED

Vol. 1, No. 4 Ford and Willey 1939b:6  
Reprinted: Ford 1951:76-77.

#### CHEVALIER STAMPED

Vol. 1, No. 4 Ford and Willey 1939b:4-5  
Reprinted: Ford 1951:81.

#### CHURUPA PUNCTATED

Vol. 1, No. 3 Ford and Willey 1939a:2  
Reprinted: Ford 1951:52-53.

#### COLES CREEK INCISED

Vol. 1, No. 3 Ford and Willey 1939a:11-12  
Reprinted: Ford 1951:74-76.

#### COLES CREEK PLAIN


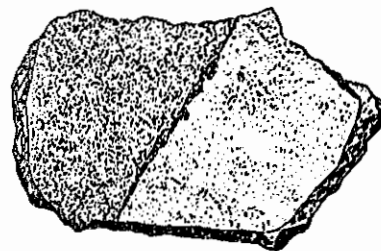
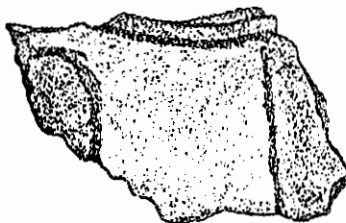
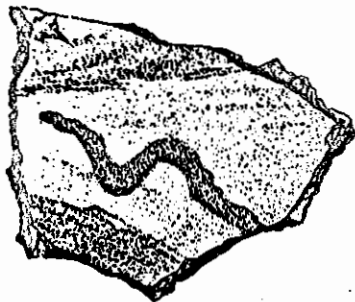
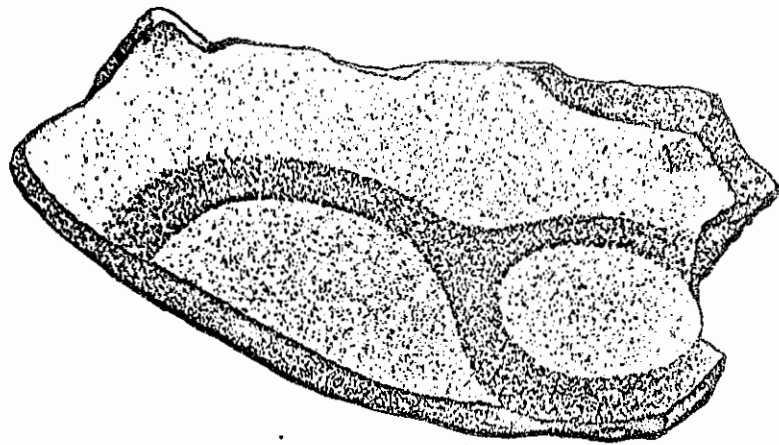
Vol. 1, No. 4 Ford and Willey 1939b:1-2  
Reprinted: Ford 1951:70-74.

#### DEASONVILLE CORD MARKED

Vol. 1, No. 4 Ford and Willey 1939b:8  
Name changed; now a variety of Mulberry Creek Cord Marked.

#### DEPTFORD BOLD CHECK STAMPED

Vol. 1, No. 6 Caldwell and Waring 1939b:1  
Reprinted: Griffin and Sears 1950.



KASITA RED FILMED



DEPTFORD LINEAR CHECK STAMPED

Vol. 1, No. 5 Caldwell and Waring 1939a:8-9  
 Reprinted: Griffin and Sears 1950

DEPTFORD SIMPLE STAMPED

Vol. 1, No. 5 Caldwell and Waring 1939a:4  
 Reprinted: Griffin and Sears 1950

DUNLAP FABRIC MARKED

Vol. 2, No. 2 Jennings and Fairbanks 1940:7  
 Reprinted: Sears and Griffin 1950b

FRENCH FORK INCISED

Vol. 1, No. 3 Ford and Willey 1939a:9-11  
 Reprinted: Ford 1951:62-67

HALSTEAD PLAIN

Vol. 2, No. 2 Jennings and Fairbanks 1940:3  
 Reprinted: Fairbanks 1956:79

HAWKINS FABRIC MARKED

Vol. 2, No. 2 Jennings and Fairbanks 1940:5  
 Reprinted: Fairbanks 1956:80

IRENE FILFOT STAMPED

Vol. 1, No. 6 Caldwell and Waring 1939b:5  
 Reprinted: Caldwell and McCann 1941:46-47

IRENE INCISED

Vol. 1, No. 6 Caldwell and Waring 1939b:3  
 Reprinted: Caldwell and McCann 1941:47-48

IRENE PLAIN

Vol. 1, No. 6 Caldwell and Waring 1939b:2  
 Reprinted: Caldwell and McCann 1941:48-49

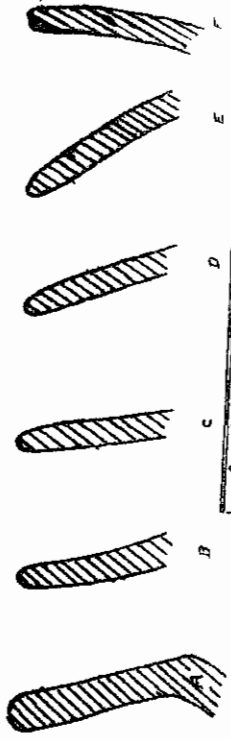
KASITA RED FILMED

Vol. 2, No. 2 Jennings and Fairbanks 1940:9

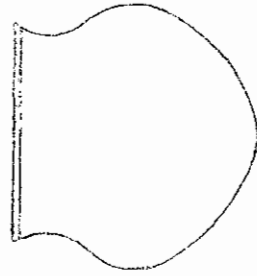
Paste- Method of Manufacture: coil fractures frequent; Temper: fine grit, rarely fine shell, temper always scarce or very rare, often carbon flakes; Texture: compact, fine; Hardness: 2.5, rarely to 4.0 for core and surfaces; Color: buff to light brown or gray, some smudging.

Surface Finish- Modifications: surfaces smooth, marks of burnishing tool, no reflecting surfaces; Filming: light buff wash plus ferruginous red slip and rarely black paint.


10




*Profiles of Rim Sherds with inside to Left*



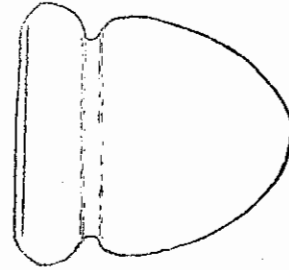
*Height 130 m.m.*



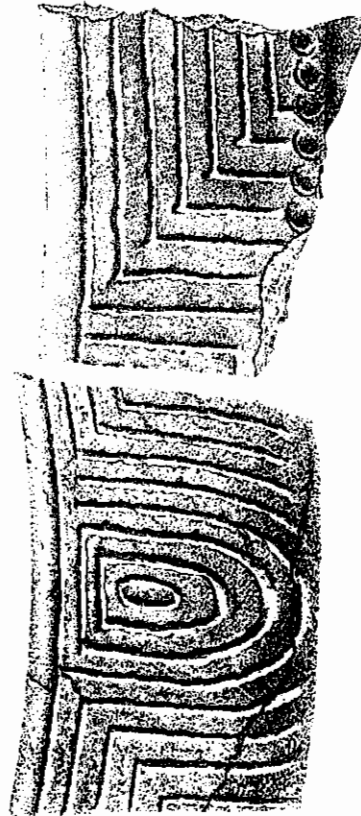

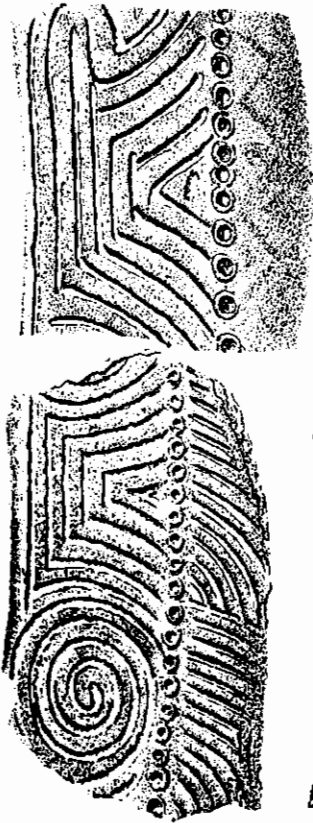
*Height 158.75 m.m.*



*Height 76 m.m.*



*Height 100 m.m.*



LAMAR BOLD INCISED

*Lamar Bold Incised*

Decoration- Technique: filming in solid areas between engraved lines, or simple painted areas; often entire inner rim surface; sometimes in addition to incised exterior rim; Design: curvilinear usually, less often rectangular or triangular; some triangular red areas with black line between on buff; complete designs lacking; all apparent-everted rim area (interior).

Form- Rim: flaring, frequently horizontal; some cazuela rims; Lip: generally rounded, less often flattened, some notched. When cazuela form lip may be thickened as in OCMULGEE FIELDS INCISED; Body: cups and plates rare, usually flattened globular body with various flaring rims, usually shallow; Base: rounded, some flat; Thickness: 3-10 mm., average 5 mm.; Appendages: ring base only appendage.

Usual Range of Type- From Western Georgia (Kasita) and Eastern Alabama (Coweta) through Central Georgia (Macon Plateau) to Oconee River. About the area of Kasita and Hitchiti Creeks of Late 17th and Early 18th Centuries. May extend farther west in Creek area.

Chronological Position of Type in Range- Latest pottery complex on Macon Plateau. Can be identified with Historic Kasita and Hitchiti Sites of ca. 1675-1725. Contemporary with OCMULGEE FIELDS INCISED and WALNUT ROUGHENED.

Bibliography- Kelly 1938:56, 65, Pl. 12, bottom row; Willey n.d.; Fairbanks n.d.

Additional References- Fairbanks 1956

#### LAMAR BOLD INCISED

Vol. 1, No. 2

Jennings and Fairbanks 1939:4

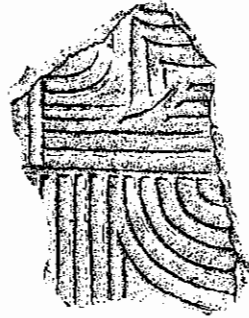
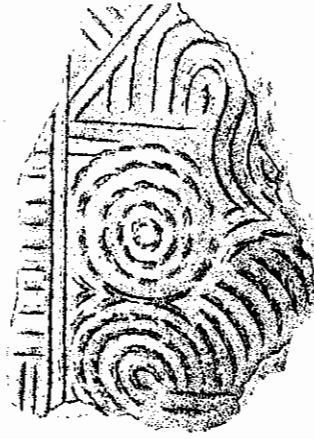
Paste- Method of Manufacture: coiling fractures very prevalent; Tempering: sand, grit; shell rare; coarse to medium; amount medium; Texture: gritty, medium to fine, diagonal laminations; Hardness: 2.5 to 5.0; Color: core gray, buff, black; exterior black, light gray, buff; interior brown to buff, rarely gray. Interior somewhat mottled.

Decoration- Technique: incised lines, broad-- 1.5 to 5.0 mm. -- medium broad are deepest; 1.0 mm. deep. Hollow reed punctations and rarely punctate dots. Design: scroll, curvilinear designs usually combined with rectilinear elements, particularly horizontal lines between scrolls. Some rectilinear elements alone. Usually a row of hollow reed punctates at base of incised bands. Rarely area between lines filled with punctate dots. Base of bowls generally LAMAR COMPLICATED STAMP. Distribution: rim area on Cazuela bowls; upper surface of flaring rims on shallow bowls; some on rim or shoulder of jars.

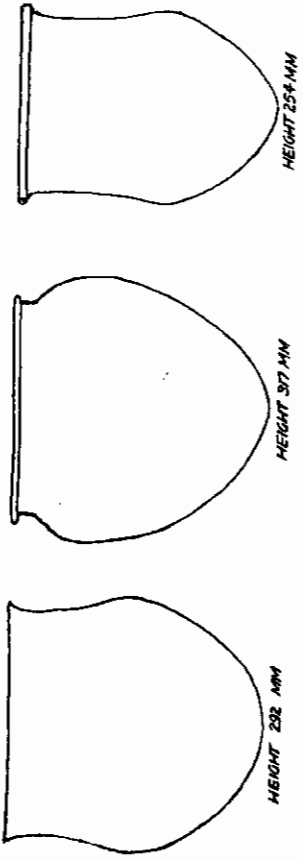
Form- Rim: surged; rarely flares outward, rarely vertical. One-third to one-half total height of vessel; Lip: rounded, rarely tempered, very rarely thickened; Body: Cazuela bowl; hemispherical or flattened body; sharp angle at shoulder; Base: rounded-- some flat; Thickness: lip, 3.1-8.3 mm.; rim, 5.0-10.3 mm.; body (including base), 6.7-10.3 mm.; Appendages: very rarely human effigy faces applique on rim.

Usual Range of Type- Southwestern North Carolina, South Carolina, Georgia, Eastern Alabama. Usually does not extend to Gulf Coast on South. Seems to have a slightly more restricted range than LAMAR COMPLICATED STAMP.

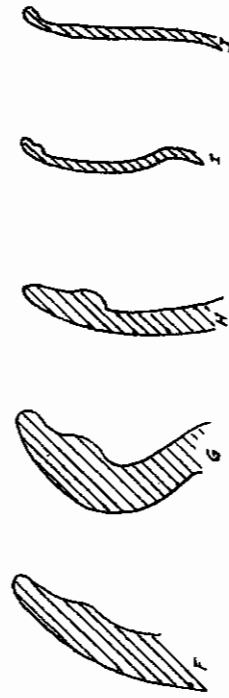
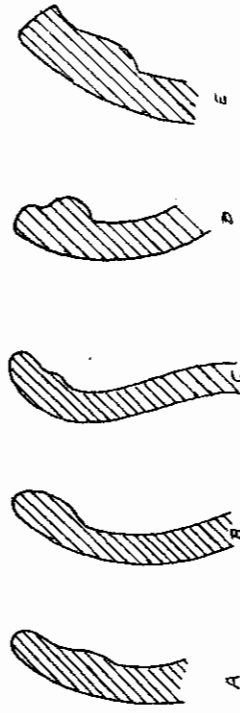
Chronological Position of Type in Range- Roughly equivalent to LAMAR COMPLICATED



LAMAR COMPLICATED STAMP



Vessel Profiles



Profile of Rim Sherds with inside to Left

STAMP, but usually on later Lamar sites and more abundant near the top of deep Lamar sites-- apparently characteristic of late period Lamar. May extend into historic horizons in certain instances, together with LAMAR COMPLICATED STAMP. Probably ancestral to OCMULGEE FIELDS INCISED.

Bibliography- Holmes 1903:Plates CXII-a; Heye, Hodge and Pepper 1918:67-71, Plates 19,38,39,40,41,42; Kelly 1938:46-51, Plate 12a.

Additional References- Willey 1949:493; Caldwell 1953:316; Wauchope 1966:82-86

#### LAMAR COMPLICATED STAMPED

Vol. 1, No. 2

Jennings and Fairbanks 1939:2

Paste- Method of Manufacture: coiling, presence of coil fractures; Tempering: sand; Texture: gritty, medium, diagonal laminations; Hardness: 3.0 to 4.0, rarely 5.0, interior and exterior; Color: core dark brown to dark gray, exterior brown to black, rarely buff, interior light brown to buff, gray, rarely black. Interior somewhat mottled.


Surface Finish- Modifications: interior smooth, seems to be smoothed before air drying; exterior, poorly smoothed prior to stamping; Filming: absent.

Decoration- Technique: stamped, probably carved paddle, incised paddles of pottery were used, 1 found. Little or no subsequent smoothing, stamps overlapped; carelessly applied; poorly executed; Design: complicated; mainly curvilinear, combined curvilinear and rectilinear, combined with raised dots. Design elements include concentric circles, paired concentric circles, figure eight multiple-line crosses of Filfot type, Filfot cross with raised dots at center. Rectilinear designs less common than curvilinear or designs partly curvilinear. Cross with corners filled with parallel diagonal lines; very rare. Rim decoration is generally semi-circular hollow reed punctates on a folded or thickened rim. Almost as common is pinched, folded or thickened rim. Rims rarely plain. Distribution: exterior of jars up to lip or rim thickening; on bowls the body below carinated shoulder.

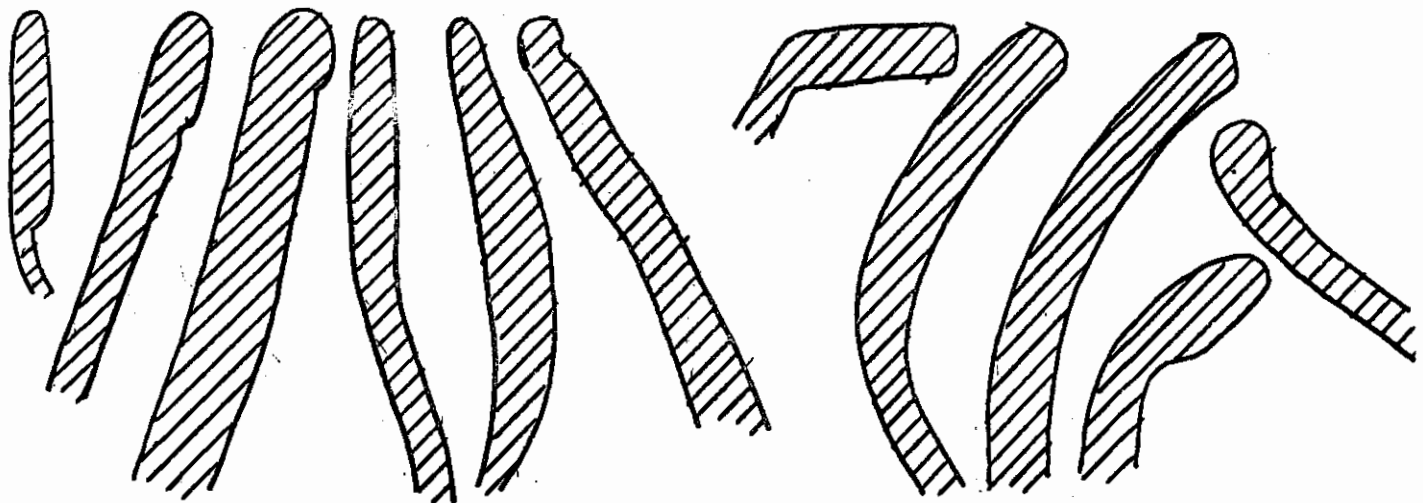
Form- Rim: Generally flaring, generally short. Straight rims vary from narrow to nearly one-half vessel height. Top of straight rims usually slightly flaring. Lip: usually rounded or squared, some tapered, everted on jars. Body: elongate globular, shoulders usually slight, but with straight rims may be quite sharp. Base: generally conoidal. Thickness: lip, 1.1 to 9.5 mm.; rim, 6.5 to 12.0 mm.; body, 6.0 to 10.0 mm.; base, 8.0 to 20.0 mm. Appendages: small strap handles extremely rare.

Usual Range of Type- Georgia, South Carolina, southwest North Carolina, eastern Alabama. Sites: Peachtree, N.C., Nacooche, Hollywood Mound, Neisler, Mossy Oak, Lamar, Irene.

Chronological Position of Type in Range- Late; above Macon Plateau at Lamar; above MOSSY OAK SIMPLE STAMP at Mossy Oak. At sites in northern Georgia and in southwestern North Carolina this apparently extends down to the historic level as at Peachtree. In the general Georgia area this seems to be next to latest complex and to have given rise to latest pottery complex (Ocmulgee Fields). This is widely distributed in what Holmes calls South Appalachian Region. Focal variations are seen in Nacooche, Etowah, Irene and Lamar. Each of these will perhaps be designated as a separate type, on the basis of either decorative motif or temper.



McKELVEY PLAIN



McKELVEY PLAIN

MULBERRY CREEK PLAIN

RIM PROFILES -- Inner surfaces  
to left

Bibliography- Holmes 1903:130-138, Figs. CXII-a, CXVa, CXVI; Moore 1891; Claflin 1931:17-21, Pls. 22,24; Heye, Hodge and Pepper 1918:35-69, Pls. 17,18,23,24,26, 27,28,29,30,32,33,34,35, Figs. 7-14.

Additional References- Willey 1949:485-486; Caldwell 1953:316

#### LARTO RED FILMED

Vol. 1, No. 4 Ford and Willey 1939b:7

Reprinted: Ford 1951:59-61.

#### LONG BRANCH FABRIC MARKED

Vol. 1, No. 1 Haag 1939:11

Reprinted: Sears and Griffin 1950b.

#### McDOUGAL PLAIN

Vol. 2, No. 2 Jennings and Fairbanks 1940:6

Reprinted: Fairbanks 1956:80

#### McKELVEY PLAIN

Vol. 1, No. 1 Haag 1939:15

Paste- Coiled; temper of clay and particles of grit constitute about 10% proportion; clay particles are apparently pulverized potsherds 3.5 mm. in diameter or less; grit usually small (1.5 mm. diameter or less) rounded gravel particles; texture medium, well consolidated; hardness 2.5; paste core black or dull gray, fired to mottled gray and warm buff to 1 mm. depth, occasionally fired to cinnamon drab or fawn color or avellaneous on both exterior and interior.

Surface Finish and Decoration- Smoothed and usually imperfectly polished; tool striations generally show on interior and exterior.

Form- Rim slightly flaring, straight, or constricted; usually an incised line 1.5-2 mm. wide and shallow, 5-14 mm. below and parallel to lip encircles rim on exterior; rarely same type line on interior from 7-28 mm. below lip; often a vertical "lobe" or "ear" on lip rising 12 mm. above lip; mouth sometimes has sides compressed to form a subrectangular opening; rarely an added rim strip 27 mm. wide, 2 mm. thick; lip rounded, or rounded and flattened; rarely sloping outward; body, a bowl about 30 cm. in diameter constricted to 25 cm. at mouth or a pot 15 cm. diameter at body flaring to 20 cm. at mouth, but most common shape a hemispherical cup 35 cm. diameter at rim with spherical base; thickness: lip 4-9 mm., usually 8 mm.; rim 5-8 mm.; wall 2-8 mm., usually 6 or 7 mm.; base 11-14 mm. on large vessels, 5 mm. on small.

Range of Type- Throughout Pickwick, Wilson, and Wheeler Basins in Northern Alabama.

Chronological Position of Type in Range- Always overlies fibre tempered ware types and is in turn overlain by shell tempered pottery types usually referred to the so-called Tennessee-Cumberland.

Additional References- Griffin 1939; DeJarnette and Wimberly 1941:92; Haag 1942:518; Heimlich 1952:21.

#### MACON THICK

Vol. 2, No. 2 Jennings and Fairbanks 1940:4

Reprinted: Fairbanks 1956:79-80



MULBERRY GREEN SAND



MOSSY OAK INCISED

Vol. 1, No. 3 Ford and Willey 1939a:8-9  
Reprinted: Ford 1951:57-59.

MOSSY OAK SIMPLE STAMPED

Vol. 1, No. 2 Jennings and Fairbanks 1939:3  
Reprinted: Griffin and Sears 1950.

MULBERRY CREEK CORD MARKED

Vol. 1, No. 1 Haag 1939:17  
Reprinted: Ford 1951:53-55.

MULBERRY CREEK PLAIN

Vol. 1, No. 1 Haag 1939:10

Paste- Technique of manufacture unknown; temper of crushed limestone particles 1 mm. or less in diameter constituting about 20-25%; texture medium fine; hardness 2.0; paste core black or mouse gray; exterior and interior fired to mouse gray, occasionally orange-vinaceous on interior or exterior to depth of 1 mm. or less.

Surface Finish and Decoration- Smoothed and occasionally shows shallow furrows from a tool; sometimes rim decorated with incised horizontal lines enclosed by incised semi-circles alternately placed on rim and shoulder.

Form- Rim slightly flaring, straight, or slightly constricted; sometimes a bevel rim with bevel 2 cm. wide sloping toward interior; lip flattened or rounded, usually an overhanging edge toward outer surface; body, globular or spherical pots in all types; small spherical vessels 10-12 cm. in diameter; large vessels 25 cm. in diameter at neck flaring to 35 cm. at mouth; rarely globular bodies 25 cm. in diameter at shoulder with mouth constricted to 15 cm. diameter; base flat with four legs, or spherical; thickness: lip 3.5-7 mm., usually 6 mm. but 7 mm. with bevel rims; rim 5.5-8 mm.; wall 5.5-8 mm., usually 7 mm.; base 6-11 mm.; legs 18-28 mm. high; strap handles 24-33 mm. wide and 21-23 mm. thick.

Range of Type- Throughout Pickwick, Wilson, and Wheeler Basins in Northern Alabama.

Chronological Position of Type in Range- Always overlies fibre tempered ware types and is in turn overlain by shell tempered pottery types usually referred to the so-called Tennessee-Cumberland. MULBERRY CREEK PLAIN, in conjunction with PICKWICK COMPLICATED STAMPED and other crushed limestone tempered wares, is tentatively to be associated with the Copena Focus.

Additional References: Haag 1942:516; Phillips 1939:17; Heimlich 1952:15-17; Marshall 1965:87.

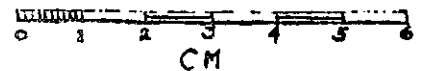

NAPIER COMPLICATED STAMPED

Vol. 2, No. 2 Jennings and Fairbanks 1940:8

Paste- Method of Manufacture: some coil fractures; Tempering: fine grit, large pieces of sand occur rarely, clay probably had some mica, medium to abundant. Texture: granular; fine, even; Hardness: 2.5-5.5, average 3; interior fre-



Profiles of Rim Sherds with inside to Left



NAPIER COMPLICATED STAMP

quently harder than exterior; Color: core dark brown or black; interior buff to black, mottled; exterior light buff to black.

Surface Finish- Modifications: interior smooth but dull or matte; rarely very smooth. Exterior scraped, somewhat smoothed, stamped. Filming: absent.

Decoration- Technique: complicated stamp; Design: rectilinear lines; very rarely circles and combined curvilinear and rectilinear. Hachured squares, herringbone, parallel lines, crosses, combination of these. Some designs suggest faint reflection of Swift Creek (?). Lines narrow and generally neat. Distribution: interior of vessel, more frequently everted rim area (interior).

Form- Rim: some folded, plain; plain bands at rim rarely and rims vertical or slightly flaring; Lip: generally tapered, some rounded; Body: apparently elongated forms with very slight shoulders; some lack shoulders; Base: rounded probably; Thickness: lip 1.5-4.5 mm; folded rim 4.7-8.3 mm.; body 4.8 mm.; Appendages: none.

Usual Range of Type- Central Georgia; Bibb County-- small amounts at Swift Creek; Macon Plateau, Napier Village Site, Etowah and Peachtree perhaps show late types, extends to Choctowatchee Bay, Florida.

Chronological Position of Type in Range- Early-- lower levels in Stratified Village Site on Macon Plateau. Approximately contemporary with Swift Creek.

Bibliography- Kelly 1938:30-31, 45, Pl. 10; Holmes 1903:Fig. 53.

Additional References: Fairbanks 1946:94-107; Wauchope 1966:57-60.

#### OCMULGEE FIELDS INCISED

Vol. 1, No. 2

Jennings and Fairbanks 1939:5

Paste- Method of Manufacture: coiling fractures present; Tempering: grit, rarely shell; fine to medium; scarce to very scarce; Texture: fine, rarely medium-fine even; Hardness: 4.0-2.3 interior and exterior; Color: orange-buff to light brown exterior; interior orange, buff, brown; both interior and exterior occasionally mottled; core, dark brown to black.

Surface Finish- Modifications: surface smoothed, marks of burnishing tool show; no reflecting surfaces. Filming: rarely a light clay buff wash possibly present.

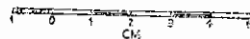

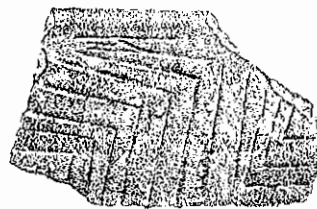
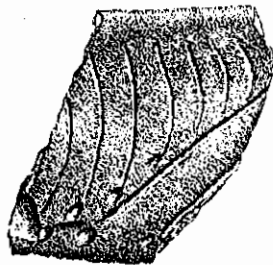

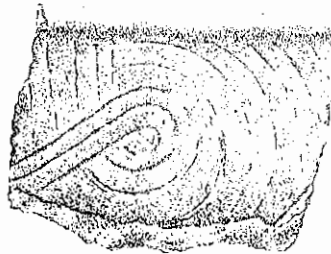
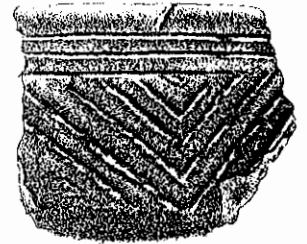
Decoration- Technique: narrow incised lines; some notches; Design: scrolls, guilloche, combined scrolls and straight lines; frequently a combination of scrolls and diagonal short incised lines; some chevron. Horizontal lines parallel to lip. Designs not well executed-- often partly missing-- designs hastily drawn and weak, in many cases apparently smoothed after incising, partly obliterating incised lines. Rarely notches on shoulder of carinated bowls. Distribution rim area of carinated bowls, upper or interior surfaces of flaring rims on shallow bowls.

Form- Rim: surged; rarely vertical, frequently rather low; Lip: rounded; or flattened and rounded, some flat, generally thickened on exterior by a slightly rounded protuberance. Some lips flare outward slightly; Base: rounded, flattened globular-- some nearly flat; Thickness: lip 5-10 mm.; rim 5-8 mm.; body (including base) 3-7 mm.

Usual Range of Type- General Georgia area, especially southwestern Georgia, central



*Profiles of Rim Sherds with inside to left*



*OCMULGEE FIELDS INCISRD*

Georgia, and northern Georgia. Specific sites: Macon Plateau Trading Post, Kasita Site, various sites in Baldwin and Butts counties.

Chronological Position of Type in Range- Stratigraphically the latest pottery type in the Georgia region. Occurring in direct association with historic levels at Kasita and Macon Plateau Trading Post. OCMULGEE FIELDS INCISED is typologically an outgrowth of LAMAR INCISED and is possibly a degenerative form of LAMAR INCISED. It occurs throughout a wide area on historic sites, dateable throughout the 18th century. At the Macon Plateau tentatively identified with Hitchiti occupation. At Kasita Site, Columbus, Georgia, it is tentatively identified with the Kasita Creek Occupation.

Bibliography- Kelly 1938:56-57, Plates 12-13; Willey n.d.

Additional References- Willey 1949:494; Wimberly 1960:189; Wauchope 1966:87-90.

### O'NEAL PLAIN

Vol. 1, No. 1

Haag 1939:6

Paste- Technique of manufacture unknown; temper consists of approximately 25 to 30% of clean white sand, well rounded grains .25 mm. or less in size; texture fine, well consolidated; hardness 2.0 to 2.5; color of paste black to gray, occasionally exterior fired to ochraceous buff to depth of 3 mm.; usually exterior fired to mouse gray, interior fired mouse gray or smudged black.

Surface Finish and Decoration- Polished on body and base; rim usually decorated with a row of hemispherical bosses 4 to 7 mm. in diameter, either contiguous or less than 2 mm. apart and from 5 to 12 mm. below lip; bosses are produced by punching from inner surface of vessel toward outer to produce pustules, then holes filled and smoothed on inner surface.

Form- Rim area set off when bosses are present; rarely a beveled rim with notches on the inner slope of a rounded lip, this bevel 18 to 22 mm. wide; lip incised with straight transverse lines 4 to 7 mm. long, on outer slope of lip; lip usually rounded; shape apparently a wide flaring-mouth pot with diameter at the lip of 30 cm.; thickness: lip 7 to 12 mm., usually 9 mm.; rim 9 to 13 mm.; wall 6 to 8 mm.; base 6 to 15 mm.; no whole vessels known and all base fragments are flat with feet; feet about 32 mm. high; base fragments suggest four legged vessel

Range of Type- Throughout Pickwick, Wilson, and Wheeler Basins shell mounds in Northern Alabama.

Chronological Position of Type in Range- Always overlies fibre tempered wares and is in turn overlain by shell tempered pottery generally called Tennessee-Cumberland. Since this type is known from sherds only, it actually may fall into other sand tempered pottery types.

Additional References- DeJarnette and Wimberly 1941:94-95; Heimlich 1952:10-11; Clay 1963:219-220; Ford and Quimby 1945:65.

### PICKWICK COMPLICATED STAMPED


Vol. 1, No. 1

Haag 1939:14

Paste- Technique of manufacture unknown; temper of crushed limestone particles



PICKWICK CONTINUED



PICKWICK CONTINUED

2.5 mm. in diameter, usually 1.5 mm. constitute about 25%; texture medium fine, well consolidated; hardness 2.0 to 2.5; paste core black, fired to mouse gray on exterior and interior to about 1 mm. depth; sometimes fired to pinkish-cinnamon to 1 mm. depth.

Surface Finish and Decoration- Entire vessel from lip to base covered with impressions from a die incised with curvilinear designs of complicated pattern; usual design consists of concentric circles with a central pustule or cross, these circle groups joined by curved or straight lines; rarely design consists of concentrically incised octagons in the shape of four-pointed stars; impressions applied haphazardly and overlap on body; carefully applied on rim strip.

Form- No whole vessels known; rim slightly flaring, sometimes an added rim strip 18-28 mm. wide and 1 mm. thick; sometimes impressions carried to lip with no rim strip; lip flattened or rounded and flattened, with occasional overhanging edge toward exterior; body a globular pot, with slight constriction before rim flares to diameter of 30-35 cm. at lip; diameters at shoulder about 25 to 30 cm.; thickness: lip 4-6 mm.; rim 7-8 mm.; wall 6-7 mm.; base 8 mm.; base flat with four legs, 7 to 24 mm. high.

Range of Type- Throughout Pickwick and Wilson Basins in Northern Alabama.

Chronological Position of Type in Range- Always overlies fibre tempered ware types where associated and in turn is stratigraphically superseded by shell tempered pottery types usually called Tennessee-Cumberland. PICKWICK COMPLICATED STAMPED together with other crushed limestone tempered pottery types is tentatively assigned to the Copena Focus.

Additional References- DeJarnette and Wimberly 1941:97; Heimlich 1952:18.

#### PICKWICK SIMPLE STAMPED

Vol. 1, No. 1                      Haag 1939:3

Name changed to Wheeler Simple Stamped (Sears and Griffin 1950a).

#### PONCHARTRAIN CHECK STAMPED

Vol. 1, No. 3                      Ford and Willey 1939a:5

Reprinted: Ford 1951:79-81.

#### RHINEHARDT PUNCTATED

Vol. 1, No. 4                      Ford and Willey 1939b:3

Reprinted: Ford 1951:83-85.

#### SAVANNAH BURNISHED PLAIN

Vol. 1, No. 6                      Caldwell and Waring 1939b:7

Reprinted: Caldwell and McCann 1941:45-46

#### SAVANNAH CHECK STAMPED


Vol. 1, No. 6                      Caldwell and Waring 1939b:10

Reprinted: Caldwell and McCann 1941:44-45.

#### SAVANNAH COMPLICATED STAMPED


Vol. 1, No. 6                      Caldwell and Waring 1939b:11

Reprinted: Caldwell and McCann 1941:45




O'NEAL PLAIN

PICKWICK  
COMPLICATED  
STAMPED



SMITHSONIA ZONE STAMPED  
RIM PROFILES -- Inner surfaces to left



SMITHSONIA ZONE STAMPED



SAVANNAH FINE CORD MARKED

Vol. 1, No. 6

Caldwell and Waring 1939b:8

Reprinted: Caldwell and McCann 1941:43-44.

SMITHSONIA ZONE STAMPED

Vol. 1, No. 1

Haag 1939:8

Paste- Technique of manufacture unknown; temper of rounded white sand grains, .25 mm. or less in size constituting about 20%; occasional inclusion of gravel 3 mm. in diameter; texture fine, well consolidated; hardness 2.5 to 3; color of paste black to mouse gray, fired on interior to russet-vinaceous or ochraceous-salmon to a depth of 2 to 3 mm.; exteriors occasionally fired to light drab, or smoked black.

Surface Finish and Decoration- Smoothed; incised lines, usually 2 mm. or less wide and shallow, sometimes narrow and fine, either curvilinear or rectilinear enclosing stamped impressions apparently made with a small dentate tool; zone areas vary from 6 mm. to 22 mm. wide; sometimes zones design is individual punctations; designs usually conventionalized zoomorphic, rectilinear, and curvilinear; decoration from base to lip.

Form- Whole vessels unknown; rims usually set off by decoration and slightly flaring; occasionally large cup, 20 to 25 cm. in diameter with straight rim; lip rounded, frequently incised on outer slope with short radial lines; thickness: lip 6-8 mm. wall 6-9 mm.

Range of Type- Throughout Pickwick, Wilson, Wheeler Basins shell mounds in northern Alabama.

Chronological Position of Type in Range- Always overlies fibre tempered ware and is in turn overlain by shell tempered pottery generally called Tennessee-Cumberland.

SWIFT CREEK COMPLICATED STAMPED

Vol. 1, No. 2

Jennings and Fairbanks 1939:1

Paste- Method of manufacture: coiled; Tempering: grit or sand, rarely micaceous; fine, some medium; medium to scarce; Texture: slightly gritty core with slight lamination. Texture generally fine, exterior and interior smooth; surface matte rather than sandy; Hardness: 2.5 to 5.0, mean 2.5 to 3.0; Color: little variation between core and surfaces. Interior buff to gray, brown, some orange; exterior buff to brown, some orange; exterior tends to be darker than interior. Some surface blackening and smudging on exterior.

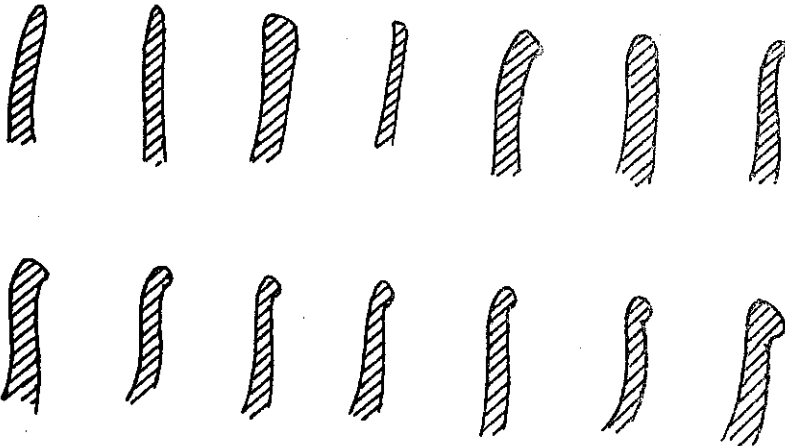
Surface Finish- Modifications: smooth, shows burnishing marks and in some cases polish with low reflecting surfaces, apparently burnished after air drying. Filming: none.

Decoration- Technique: carefully cut and precisely applied stamp with little overlapping. Design: elements mainly curvilinear, some curvilinear and rectilinear combinations, some rectilinear alone, some elements seem to be conventionalized symbols for natural objects, i.e., star or sun. Raised lines more definitely cut and spaced than in Lamar. Stamp cut deep enough so that even when over-

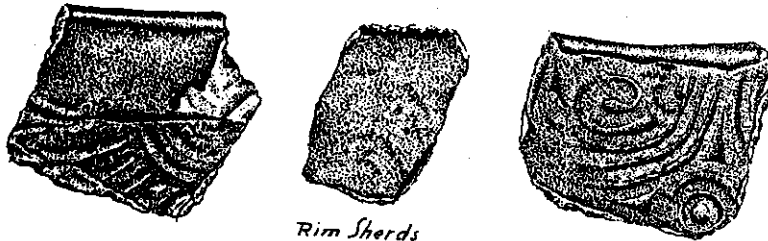


SWIFT CREEK COMPLICATED STAMP  
 0 1 2 3 4  
 CM

SWIFT CREEK COMPLICATED STAMP  
 0 1 2 3 4  
 CM



Rim Profiles inside to left



Rim Sherds  
 0 1 2 3 4  
 CM



Theoretical Reconstruction of Stamp - From Sherd.

lapping occurs, both impressions are clear. Great variety of curvilinear designs. The majority of them do not seem to occur in Lamar. On basis of decoration and surface finish, type is divisible into Early, Middle, and Late-- showing from Early to Late a progressive increase in size of designs, improvement of firing and surface finish a lessening of rectilinear elements. Distribution: over entire surface of vessel-- in some cases perhaps only between lip and shoulder in a band of varying width-- in few cases a plain polished rim.

Form- (Very few whole or reconstructable vessels) Rim: thickened or folded rim; possibly a developmental sequence from Middle to Late Swift Creek. Lip: generally rounded, some square, rarely tapered, rarely everted; some lips notched. Body: few whole vessels, probably a conoidal jar with slight shoulders and very gently flaring rim. Base: generally conoidal; some flat and squared bases occur. Tripodal small legs on conoidal bottoms occasionally. Thickness: body 5 to 7 mm. lip, 4 to 7 mm.; Appendages: rarely groups of 3 to 6 small nodes on base of vessel-- may be a form of leg.

Usual Range of Type- Georgia, northwest Florida, perhaps north into Tennessee Valley. Specific sites: Swift Creek, One Mile Track, Brown's Mount, Kolomoki (all in Georgia), Point Washington, Fla., St. John's River, Fla., possibly Norris Basin and Chickamauga Basin, both in Tennessee.

Chronological Position of Type in Range- Stratigraphically Swift Creek is oldest of complicated stamp types. Cross finds of fiber-temper and checked stamp indicate approximate contemporaneity. Stratigraphically older than Macon Plateau and Lamar and shows no Mississippi influences. Origins obscure-- perhaps in north Georgia region.

Bibliography- Holmes 1903:Pls. 78,87,88; Kelly 1938:25-44, Pl. 11-a; Webb 1938: Pl. 91-a.

Additional References- Willey 1949:378-383, 429-435; Wimberly 1960:119-121; Goggin 1952:106; Wauchope 1966:54-57.

#### TROYVILLE PLAIN

Vol. 1, No. 3 Ford and Willey 1939a:3  
Reprinted: Ford 1951:67-68.

#### TROYVILLE STAMPED

Vol. 1, No. 3 Ford and Willey 1939a:4-5  
Reprinted: Ford 1951:49-50.

#### WALNUT ROUGHENED

Vol. 2, No. 2 Jennings and Fairbanks 1940:10

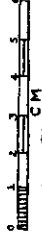
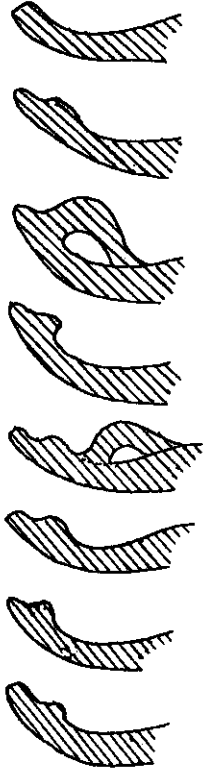
Paste- Method of Manufacture: some coil fractures; Tempering: coarse shell, moderate to abundant; Texture: laminated, paste fine; Hardness: 2.0-2.5; Color: core and surfaces generally buff, range to light gray or chocolate.

Surface Finish- Modifications: interior and rim smooth, shows parallel scratches. Body generally brushed or stippled.


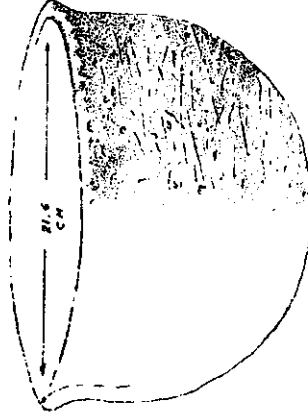
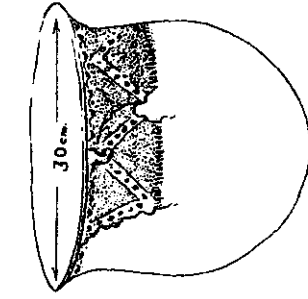
Decoration- Technique: medium width, sharp-line incising; punctates; Design: widely spaced diagonal lines, hachured triangles, curvilinear guilloche (rare). Punctates or short vertical slashes, at base of incised band. Distribution: area between shoulder and lip, generally extends below greatest constriction and down

28


WALNUT ROUGHENED



Profiles of Rim Sherds with inside to Left



UNITED STATES DEPARTMENT OF THE INTERIOR



WALNUT ROUGHENED

UNITED STATES DEPARTMENT OF THE INTERIOR

to stippled or brushed body.

Form (21-31 cm. diameter, 14-24 cm. height)- Rim: flaring, some nearly horizontal; from straight or slightly constricted neck; Lip: generally rounded, rarely flattened, usually everted. Some notched on outer corner; Body: globular, little shoulder, orifice generally not much smaller than widest part of vessel; Base: rounded, never flattened or conoidal; Thickness: lip, rim, and body 4-6 mm.; base 5-9 mm.; Appendages: notched or pinched applique band 5 mm. thick below or at lip. Two extremely small strap handles with upper end at or below applique strip.

Usual Range of Type- Middle Georgia west to eastern Alabama, north to northern Georgia. May merge into Tennessee-Cumberland types.

Chronological Position of Type in Range- Historic Creek (Hitchiti), about 1690-1720. Derived from LAMAR COMPLICATED STAMP, brushing or stippling replaces stamping, notched applique band replaces folded notched rim, flaring rim retained, base more rounded.

Bibliography- Kelly 1938:56-57, Plate 126, two middle sherds, middle row.

NOTE: The brushed sherds have been defined in the Lower Mississippi Valley as ANNA RANDOM BRUSHED. In Georgia, however, this surface finish is always associated with the rest of the type characteristics.

#### WHEELER CHECK STAMPED

Vol. 1, No. 1

Haag 1939:16

Paste- Coiled; temper of clay and particles of grit constitute 10% or less; clay particles are apparently pulverized potsherds 1.5-3.5 mm. in diameter; grit usually 1 mm. diameter rounded gravel particles; texture medium, well consolidated; hardness 2.0-2.5; paste core black or light neutral gray fired to clay color on exterior or interior or both to depth of 1-3.5 mm.; rarely fired to a dull brown, mottled with buffy-gray.

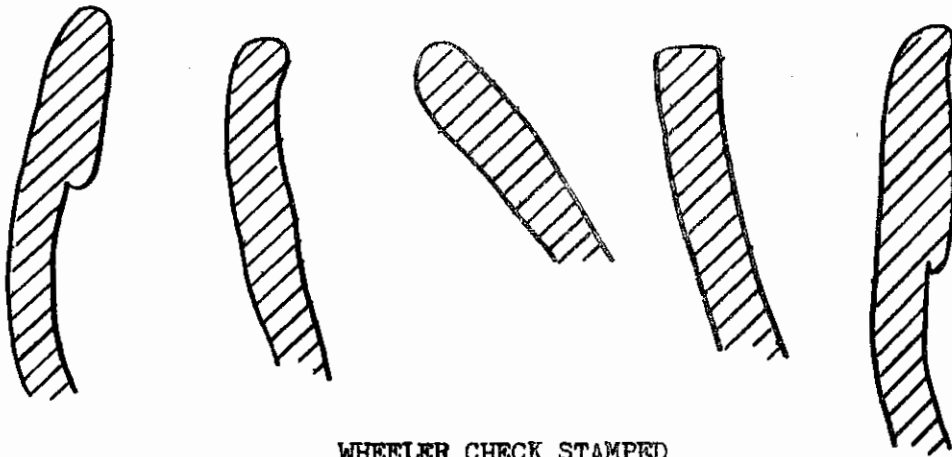
Surface Finish and Decoration- Entire vessel stamped with a checker or grid die, individual checks usually 3 X 3.5 mm.; variations are 8 X 10 mm., 9 X 3.6 mm., 5 X 3.5 mm., and 2 X 2.5 mm. the smallest.

Form- Straight or flaring rim; sometimes an added rim strip 22 to 30 mm. wide and 1 to 3 mm. thick; rarely rim demarcated by a single incised line, medium deep, 10 to 30 mm. below lip, incising often smeared over by added patches of clay; often a series of pinched nodes or ridges beneath lip, these being 15 mm. long and 10 mm. high or 7 mm. long and 3 mm. high; lip flattened, rarely rounded, rarely with radial notches on top haphazardly applied; body globular or spherical with diameters of 20 to 40 cm. at shoulders; mouth in bowl shapes usually constricted to 15 cm. or flares to 35 cm. in pots; base spherical; thickness: lip 4-8 mm., usually 7 mm.; rim 7-10 mm., usually 8 mm.; wall 5-11 mm., usually 8-9 mm.; base 10 mm.

Range of Type- Throughout Pickwick, Wilson, and Wheeler Basins in Northern Alabama.


Chronological Position of Type in Range- Overlies fibre tempered and sand tempered pottery types where all three are present. Is usually overlain by shell tempered pottery types generally called Tennessee-Cumberland. The relation of this type to the limestone tempered ware is not stratigraphically clear.

Additional References- Phillips, Ford and Griffin 1951:87; Heimlich 1952:22; Marshall 1965:92,94.

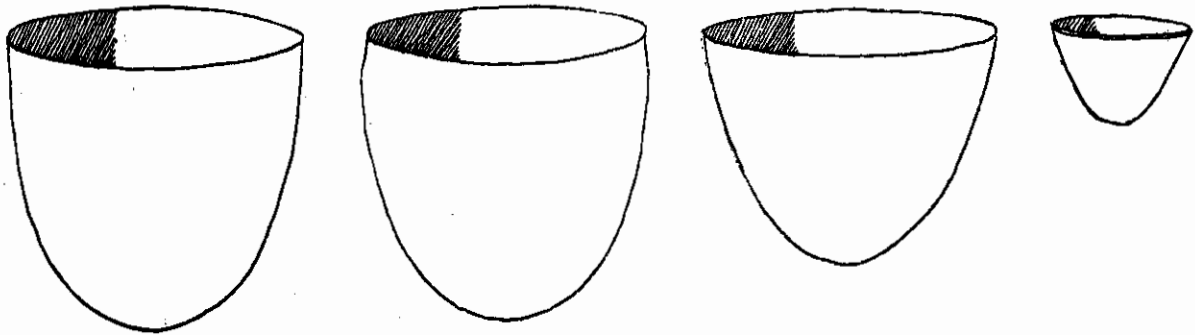



WHEELER CHECK STAMPED

RIM PROFILES -- Inner surfaces to left



WHEELER CHECK STAMPED



WILMINGTON HEAVY CORDMARKED

WRIGHT CHECK STAMPED

Vol. 1, No. 1

Haag 1939:13

Paste- Technique of manufacture unknown; temper of crushed limestone particles 2 mm. or less in diameter, usually about .5 mm.; proportion of temper 10-20%; texture medium to medium fine, well consolidated, occasionally laminated; hardness 2.0-2.5; paste core black to blackish brown, interior fired to cinnamon or cinnamon buff to depth 1 mm., exterior usually fired to mouse gray or cream buff 1 mm. depth; rarely paste core vinaceous and only smudged on interior and exterior.

Surface Finish and Decoration- Paddled with a die in which incisions were arranged in cross-hatched fashion forming a grid; individual impressions from 2 mm. X 2 mm. to 8 mm. X 7 mm.; size 3.5 mm. X 4 mm. most common; vessel covered from lip to base, including feet and loop handles; stamping often carried to lip before rim strip added.

Form- No whole vessels known; rim slightly flaring and always an added rim strip 20-23 mm. wide, 2-3 mm. thick; stamping often on rim strip only and not on neck of vessel; lip rounded and flattened or rounded; base flat with legs, apparently four, 30 mm. or less in height; loop handles 39 mm. wide, 23 mm. thick are known; body diameter at shoulder 20 to 30 cm.; diameter at lip 35 to 40 cm.; thickness: lip 3.5 to 6 mm., usually 5 mm.; rim 5-7 mm.; wall 5-8 mm.; base 7 mm.

Range of Type- Throughout Pickwick, Wilson, and Wheeler Basins in Northern Alabama.

Chronological Position of Type in Range- Always overlies fibre tempered ware types and is in turn overlain by shell tempered pottery types generally called Tennessee-Cumberland. Relation of WRIGHT CHECK STAMPED to sand tempered pottery types is not stratigraphically clear.

Additional References- Heimlich 1952:17-18.


YOKENA INCISED

Vol. 1, No. 3


Ford and Willey 1939a:7-8

Reprinted: Ford 1951:50-52.

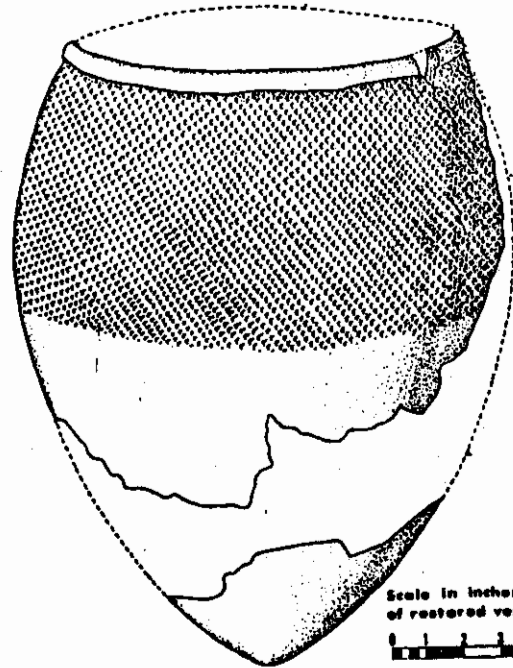




WRIGHT CHECK STAMPED



WRIGHT CHECK STAMPED  
RIM PROFILES - inner surfaces to left



Scale in inches  
of restored vessels  
0 1 2 3 4

Whole vessel found in Russell Cave,  
Alabama in 1954.

REFERENCES

- Caldwell, Joseph R.  
 1953 The Rembert Mounds, Elbert County, Georgia. BAE Bulletin 154.
- Caldwell, Joseph R. and Catherine McCann  
 1941 Irene Mound Site, Chatham County, Georgia. UNIVERSITY OF GEORGIA, SERIES IN ANTHROPOLOGY, No. 1. Athens.
- Claflin, William H., Jr.  
 1931 The Stallings Island Mound, Columbus County, Georgia. PEABODY MUSEUM PAPERS, Vol. 14, No. 1.
- Clay, R. Berle  
 1963 Ceramic Complexes of the Tennessee-Cumberland Region in Western Kentucky. MA Thesis, University of Kentucky. Lexington.
- Collins, Henry B., Jr.  
 1932 Explorations of the Prehistoric Indian Village Sites in Mississippi. PROCEEDINGS OF THE UNITED STATES NATIONAL MUSEUM, Vol. 79, Article 32.
- DeJarnette, David L. and Steve B. Wimberly  
 1941 The Bessemer Site: Excavation of Three Mounds and Surrounding Village Areas Near Bessemer, Alabama. ALABAMA MUSEUM OF NATURAL HISTORY, MUSEUM PAPER 17. University, Alabama.
- Fairbanks, Charles H.  
 1946 The Macon Earth Lodge. AMERICAN ANTIQUITY, Vol. 12, No. 1, pp. 97-98.  
 1956 Archaeology of the Funeral Mound, Ocmulgee National Monument, Georgia. NATIONAL PARK SERVICE, ARCHAEOLOGICAL RESEARCH SERIES, No. 3.  
 n.d. The Excavation of Mound 'C', Macon Group. (Unpublished manuscript in 1940, published in 1956-- see above).
- Ford, James A.  
 1936 Analysis of Indian Village Site Collections from Louisiana and Mississippi. DEPARTMENT OF CONSERVATION, LOUISIANA GEOLOGICAL SURVEY, ANTHROPOLOGICAL STUDY No. 2.  
 1951 Greenhouse: A Troyville Coles Creek Period Site in Avoyelles Parish, Louisiana. ANTHROPOLOGICAL PAPERS OF THE AMERICAN MUSEUM OF NATURAL HISTORY, Vol. 44, Part 1. New York.
- Ford, James A. and George I. Quimby  
 1945 The Tchefuncte Culture, An Early Occupation of the Lower Mississippi Valley. SOCIETY FOR AMERICAN ARCHAEOLOGY, MEMOIR No. 2. Menasha.
- Fowke, Gerard  
 1928 Archaeological Investigations II. BAE 44th ANNUAL REPORT, 1926-1927, pp. 399-540.
- Goggin, John M.  
 1952 Space and Time Perspective in Northern St. Johns Archaeology, Florida. YALE UNIVERSITY PUBLICATIONS IN ANTHROPOLOGY, No. 47. New Haven.

- Griffin, James B.  
1939 Report on the Ceramics of the Wheeler Basin. In: An Archaeological Survey of Wheeler Basin on the Tennessee River in Northern Alabama (by Wm. S. Webb). BAE Bulletin 122, pp. 127-165. Washington.
- Griffin, James B. and William H. Sears  
1950 Certain Sand-Tempered Pottery Types of the Southeast. PREHISTORIC POTTERY OF THE EASTERN UNITED STATES. Museum of Anthropology, University of Michigan. Ann Arbor.
- Haag, William  
1942 A Description and Analysis of Pickwick Pottery. In: Archaeological Survey of Pickwick Basin in the Adjacent Portions of the States of Alabama, Mississippi, and Tennessee (by Wm. S. Webb and D.L. DeJarnette). BAE Bulletin 129, pp. 509-526. Washington.
- Heimlich, Marion Dunlevy  
1952 Guntersville Basin Pottery GEOLOGICAL SURVEY OF ALABAMA, MUSEUM PAPER No. 32. University, Alabama.
- Heye, C.G., F.W. Hodge and G.H. Pepper  
1918 The Nacooche Mound in Georgia. CONTRIBUTIONS OF THE MUSEUM OF THE AMERICAN INDIAN, HEYE FOUNDATION, Vol. 4, No. 3. New York.
- Holmes, William H.  
1903 Aboriginal Pottery of the Eastern United States. BAE 20th ANNUAL REPORT. Washington.
- Kelly, Arthur R.  
1938 A Preliminary Report on Archaeological Exploration at Macon, Georgia. BAE Bulletin 119, ANTHROPOLOGICAL PAPERS, No. 1, pp. 1-68. Washington.
- Marshall, Richard A.  
1965 An Archaeological Survey of Interstate Route 55 Through New Madrid and Pemiscot Counties, Missouri, 1964. MISSOURI HIGHWAY COMMISSION REPORT ON SALVAGE ARCHAEOLOGY, No. 1.
- Moore, Clarence B.  
1898 Certain Aboriginal Mounds of the Coast of South Carolina, and Certain Aboriginal Mounds of the Savannah River. JOURNAL OF THE ACADEMY OF NATURAL SCIENCES OF PHILADELPHIA, second series, Vol. 11, Part 2, pp. 146-166; 167-172.
- Phillips, Philip  
1939 Introduction to the Archaeology of the Mississippi Valley. Unpublished Ph.D. Dissertation. Harvard University.
- Phillips, Philip, James A. Ford and James B. Griffin  
1951 Archaeological Survey in the Lower Mississippi Alluvial Valley, 1940-1947. PAPERS OF THE PEABODY MUSEUM OF AMERICAN ARCHAEOLOGY AND ETHNOLOGY, HARVARD UNIVERSITY, Vol. 25. Cambridge.
- Sears, William H. and James B. Griffin  
1950a Fiber-Tempered Pottery of the Southeast. PREHISTORIC POTTERY OF THE EASTERN UNITED STATES, Museum of Anthropology, University of Michigan.  
1950b Fabric-Marked Pottery in Eastern United States. PREHISTORIC POTTERY OF THE EASTERN UNITED STATES. Museum of Anthropology, University of Michigan.